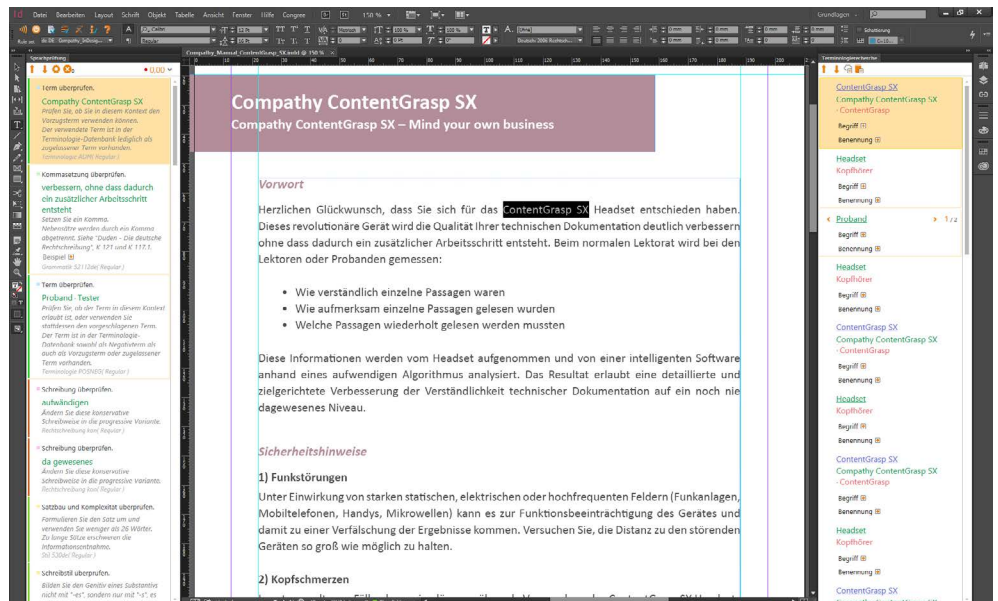


Congree for Adobe® InDesign®

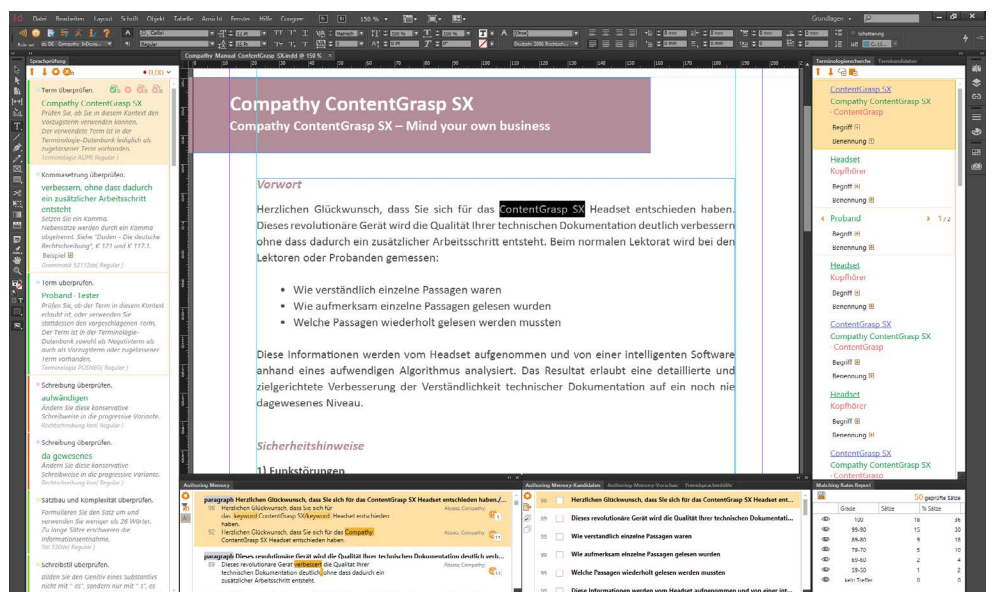
Our Philosophy

Congree is available as a plugin for various editors. While Congree blends in perfectly with the user interfaces of the editors, the program functions and the basic operating concept remain uniform and consistent for all editors. Thus, you can always expect the same Congree quality, no matter which editor you use. The "System Requirements and Installation Scenarios" manual provides an overview of all supported versions and of the system requirements of the plugin.

Example: Adobe® InDesign® CC



» Utilization scenario: Language Check and Terminology Research



» Other Congree functions displayed

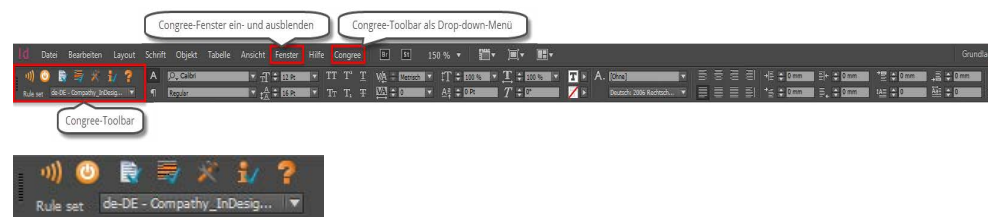
■ Integration

...of Congree in the InDesign® Toolbar

The Congree Authoring Server is seamlessly integrated in your Adobe® InDesign® in the form of a plugin. Following the installation of Congree, the default InDesign® toolbar contains three additional elements:

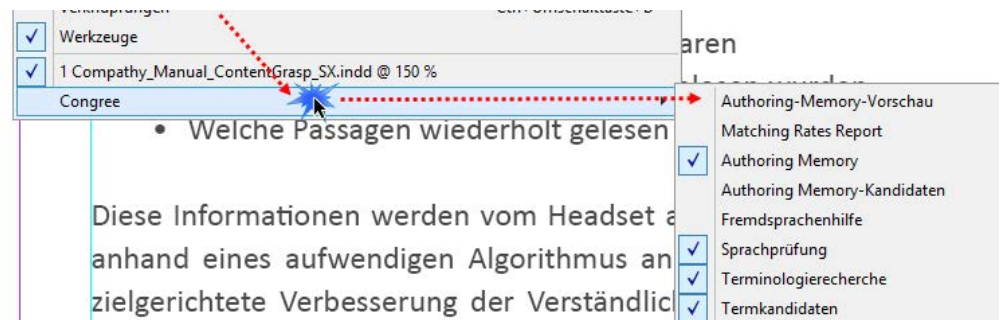
- » The conventional Congree toolbar
- » The drop-down menu "Congree" with toolbar functionality
- » The menu subitem "Congree" in the "Window" menu

Using the Congree toolbar, you switch Congree on and off, log in and out, select rule sets, check text, and configure your Congree Authoring Client.



- » The Congree toolbar

The functions of the Congree toolbar can be accessed via the default toolbar and via the drop-down menu "Congree". Depending on your tasks and your workflows, you can flexibly display and hide Congree panels. This is done by means of the additional menu item "Congree" in the default drop-down menu "Window":



■ Configure

... Congree Panels according Your Needs

If you do not need a Congree panel temporarily, you can quickly hide it. To display the panel again, click "Window" - "Congree". The Congree integration in Adobe® InDesign® supports the flexible detachment, repositioning, and docking of Congree panels in the editor. You can arrange your panels according to your needs, cascade them, or move them to another screen, e.g. to maximize the editing area.



» Docking and repositioning Congree panels

■ Work

... with Multiple Open Documents

Adobe® InDesign® enables concurrent editing of multiple documents in tabs. Congree supports this operating mode in that you can concurrently work with Congree in different contexts in several Adobe® InDesign® tabs.

... with Multiple InDesign® Layers

In Adobe® InDesign®, a document has one or several layers that can be displayed or hidden. With Congree, you can decide which layers are to be checked and which ones not. Layers not to be checked can easily be hidden.

The "System Requirements and Installation Scenarios" manual provides an overview of all supported editors and of the system requirements of the plugin.